

Kindergarten Transition Program



The Kindergarten Transition Program (KTP) helps families in Tippecanoe County prepare for kindergarten by providing information, school supplies, and support. This program is currently in its 4th year and is funded by a Lilly grant.

In the spring of 2010, the Kindergarten Transition Program attended Kindergarten Round-Up at Cole, Battle Ground, Hershey, Mintonye, and Woodland Elementary Schools as well as Lafayette School Corporation's elementary schools. During Round-Up, parents were able to sign up for a monthly summer newsletter. The newsletters talk about activities that parents and children can do to get ready for kindergarten. School supplies including readiness placemats, school boxes, pencils, erasers, paint, crayons, books and resource folders are given to each family.

Kindergarten Transitions also works with local childcare providers helping them prepare children in their care for school. Meetings are held twice a month and offer educational materials, information, and fun, creative ideas to assist in building readiness skills.

At Head Start, families were invited to a parent meeting, "Kindergarten 101: to learn about transitioning into school. A local principal and crossing guard talked to parents & children. In an effort to provide some additional help to 6 Head Start children, three summer sessions were held.

2009 Budget

Personnel	\$ 1,773,040
Fringe	\$ 348,268
Travel	\$ 400
Equipment	\$ 131,515
Supplies	\$ 189,264
Contractual	\$ 169,230
Other	\$ 370,075
Training	\$ 71,459
Total	\$ 3,053,251

All funds were expended in 2009. The 2009 audit is available on the Bauer website at bauerfamilyresources.org. If you would like additional financial information, feel free to contact the director—see below.

CACFP: \$ 169,395

Donations Received: cash: \$ 40,452
goods and services: \$ 532,032

**For more information contact
Bauer Head Start 765-449-0487**

Location: 3600 Eisenhower Rd.
Lafayette, IN 47905

Mailing Address: PO Box 1186
Lafayette, IN 47902

Phone: 765-449-0487

Fax: 765-448-3698

Director: Pam Houlton

E-mail: poulton@bauerfamilyresources.org



Bauer

Early Care and Education

Annual Report 2009-2010

Head Start and Early Head Start



3600 Eisenhower Road • P.O. Box 1186 • Lafayette, IN 47902-1186
(765) 449-0487 T • (765) 448-3698 F • www.bauerfamilyresources.org

Table of Contents

- | | |
|--|---|
| 2. What is Head Start/Early HS Results of Triennial Review | 6. Children with Disabilities Nutritional Outcomes |
| 3. Educational Outcomes | 7. Special Center Highlights Head Start Demographics |
| 4. ARRA Expansion Funding Health Outcomes | 8. Kindergarten Transitions Budget & Financial Information |
| 5. Family Outcomes Family Participation Child and Family Literacy | |

What is Head Start?

Bauer Head Start is a federally funded program for preschoolers and their families. Specially designed to serve those with limited incomes; the program enhances the health, growth and development of young children and their families. Success builds upon success, which is the approach used by the program.

To enroll, children need to be 3 –5 years old, meet income guidelines, and live in Tippecanoe County. 237 children are served.

The services provided include:

- * 1/2 day pre-school classrooms
- * Home visits
- * Parent meetings
- * Setting & attainment of family goals
- * Referrals to community services and resources
- * Full day childcare
- * Parent/child activities
- * Fatherhood meetings

What is Early Head Start?

Also federally funded, Bauer Early Head Start serves 87 infants, toddlers, and pregnant women and their families. The requirements to get into the program are similar to those of Head Start—the kids are just younger.

The Office of Head Start’s Triennial Program Review

Results of the most recent federal monitoring review, held November, 2008, stated that the program is in full compliance.

Head Start Staff Highlights

HS Employees: 73
 EHS Employees: 18
 Over 20 years: 2
 Over 10 years: 10
 Over 5 years: 9
 Are or were HS parents: 10
 Was a HS Child: 2

Enrollment

EHS 0-3: 87
 Waiting List: 219
 HS 3-5: 237
 Waiting List: 215

Head Start Demographics

Children and Families served at Head Start
 Number of children enrolled throughout past year: 289
 Number of spots available: 237
 Number of children who went on to kindergarten: 158
 Number of families in Head Start 266
 30% did not speak English
 57% were one-parent families
 35% parents had less than a high school education

Number of miles our four buses travel per day: 158
 Transported an average of 134 children per month

Children and Families served at Early Head Start
 Number of children enrolled throughout the past year: 94
 Number of spots available: 71
 Number of families enrolled throughout the year: 88
 4% did not speak English
 72% were one-parent families

Those served by the Pregnant Woman’s Program

Number of women enrolled throughout the past year: 39
 Number of spots available: 16
 100% spoke English
 20% father participation
 50% still in High School

Children with Disabilities

53 Receive Services

Head Start & Early Head Start welcome all children including those who may have special needs. Performance Standards state that at least 10% of the total number of enrollment slots be reserved for children with disabilities. Bauer Head Start works closely with Greater Lafayette Area Special Services (GLASS) and First Steps to identify, assess, and provide services to children who are found to be eligible for special services. During this program year, 53 children enrolled in Head Start and Early Head Start were found to be eligible for services through GLASS or First Steps. 78% of the children received special services for communication disorders. Other primary disabilities included orthopedic impairment and developmental delay.

Nutritional Outcomes

CHILD and ADULT CARE FOOD PROGRAM (CACFP)

Head Start receives reimbursement from CACFP for nutritious meals served to children. The total reimbursement for the last fiscal year was \$169,395. CACFP is a United States Department of Agriculture (USDA) Child Nutrition Program. Children receive at least one snack and one meal per day. Services for children with special nutritional needs are provided.

Number of meals served:

Snacks: 18,349

Breakfast: 21,321

Lunches: 27,788

“The USDA and the State of Indiana are equal opportunity providers and employers.”

Educational Outcomes

The 3 to 5 year old Head Start kids have a lot of fun in their classrooms and learn a lot, too. Three times a year, our students’ progress is assessed in the 50 goals and objectives defined by *The Creative Curriculum for Preschool*. This curriculum acts as the framework for choosing classroom activities that will challenge and delight our students. We are excited about a teaching method called *Zoo-phonics*. Zoo animals help us teach letter sounds, which are vital pre-reading skills. Additionally, we use the Portfolio Skill Sample to monitor children’s progress in kindergarten readiness skills, including letter naming. We report children’s progress to parents and, along with the parents, set goals at parent teacher conferences and home visits.

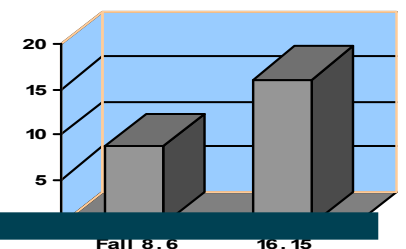
The following graph shows the ending point for all students (260) that we were able to assess, even if they were only with us briefly, during the 2009-2010 year.

Excellent: 90%+ of the Outcome Goals were Major or Moderate Achievement

Head Start Domains *	Percent showing Major or Moderate Achievement for all students	Percent showing Major or Moderate Achievement at year end for 158 Children Transitioning to Kindergarten
Language Development: listening, understanding, speaking	83%	91%
Literacy: phonological awareness, book and print knowledge, early writing, alphabet knowledge	65%	79%
Mathematics: numbers, geometry, patterns, measuring	77%	88%
Science: use of scientific method and processes	84%	93%
Creative Arts: music, dramatic play, art	79%	90%
Social and Emotional Development: self-esteem, cooperation, self-control	87%	93%
Approaches to Learning: engagement, persistence	78%	90%
Physical Health and Development: small and large motor skills, health practices	89%	94%
Overall Outcome Results Rating	80%	90%

Very Satisfactory: 70%-89% of the Outcome Goals were Major or Moderate Achievement
Satisfactory: 50%-69% of the Outcome Goals were Major or Moderate Achievement
Minimally Acceptable: 20%-49% of the Outcome Goals were Major or Moderate Achievement
Inadequate: Fewer than 20% of the Outcome Goals were Major or Moderate Achievement

Using data from the Portfolio Skill Sample, growth in children’s letter recognition during the year can be measured. This graph shows the change in children’s ability to name letters after attending Head Start during the 2009-2010 program year.

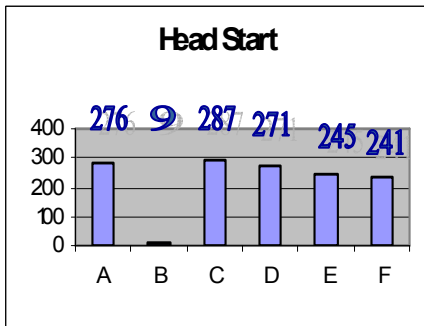


American Recovery & Reinvestment Act Leads to Expansion

ARRA funding, provided by the federal government, made it possible for the Agency to expand its Early Head Start program in 2010. 24 children, infants to 3 years of age, receive childcare. Six pregnant women participate in educational and support services during their pregnancy. We are thrilled that we have been able to expand and serve more children and families.

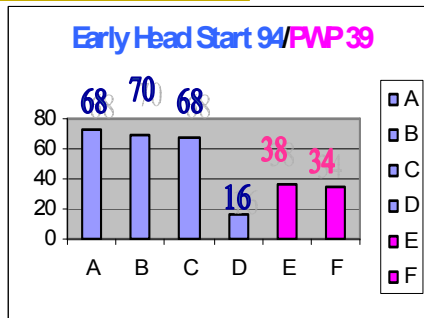
Health Screenings

Healthy children can learn & grow. To be sure every child is in good physical shape, each is required to have a yearly physical, a yearly dental exam and to be up-to-date on their required immunizations before graduating to kindergarten.



A = Health Care Assessments
 B = Medical follow up needed
 C = up to date immunizations
 D = yearly dental exam
 E = needed dental follow up
 F = received dental follow up

Early Head Start also requires regular checkups designed for those little ones. Infants need feeding plans, and all children are weighed, get physicals, shots and such.



A = health care assessments 68
 B = up to date immunizations 70
 C = dental screenings for infants 68
 D = dental exam for 2 yr olds 16
 E = prenatal/postpartum health care 23
 F = dental exams for PWP 14

Family Outcomes

The 2009-2010 school year saw HS and EHS families setting goals to improve family life. The most common areas in which parents set goals were:

- Employment/Employment skills
- Literacy
- Education for their child
- Housing
- Parenting skills
- Physical/Dental Health
- Family Relationships

Parents, with encouragement from their home based family specialists, made a lot of progress. Four Early Head Start parents graduated from high school. Another parent graduated from Ivy Tech with an RN, and another earned her GED. A homeless family got an apartment. Habitat for Humanity accepted another into their program. And, the list goes on.

The HS/EHS survey reveals how parents feel about services.

At the end of every year, an evaluation is handed out for parents to complete. 103 of the 228 evaluations were returned. We received many encouraging comments and some suggestions for improvements, such as.....

- You helped my child improve their vocabulary skills.
- Thanks to Head Start, we could spend a little time doing activities with our kids.
- Head Start helped our family set goals, and we're still working on them.
- Some suggest not starting classes so early in the morning and having more transportation.

Family Participation

Number of parent meetings & events: 4
 Number of parent child activities were: 3
 Number of fatherhood meetings: 7
 Attendance at Spring Fling: 448
 Number of Parent Volunteer Hours: 2,488



Child and Family Literacy

Book Cycle acts as a library for children.
 A new book is given at most home visits.

Books are read daily by teachers.

County Homemakers read to children monthly.

Children received a free book for the fall and spring reading programs.